



*Unicredit VIII Small & Mid Caps Conference
Milan, 30th November 2010*

CAD IT Company Overview



Overview of the Group



Financial results



Strategies



Press Releases and News



Attachment

Overview of the Group

When

Founded in **1977** by four banking and financial experts who still run the company

Public trading company listed on the **Milan Stock Exchange (STAR)** since **2000**.



Where

Headquarters in **Verona**, subsidiaries and associated companies throughout Italy (Milan, Mantua, Padua, Bologna, Prato, Rome).



What

Supplier of home produced **software** packages (IP, patents owned by CAD IT) and **consulting services** to banks, P.A., insurances and manufacturing companies.

Leader in the Italian software Market (**share > 80%**) for the financial sector.



How

- **607** staff (as at 30/09/2010)
- Continuous training
- Partnerships



Shareholders and Corporate Governance

- The **four founder families** control **60%** of the capital through equal stakes

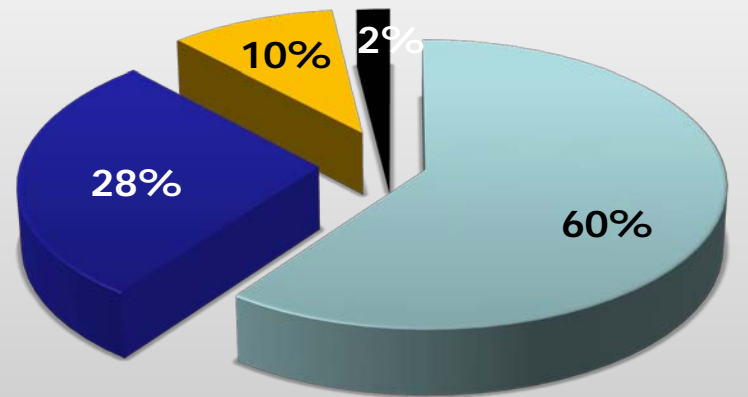
There isn't a syndicate agreement between the families shareholders

- The **free float** is **28%**

- **Xchanging** (that controls **10%** of the capital) is leader in the offering of Global Business Process Outsourcing services

- **Sofyl** (**2%** of the capital) is a company controlled by the management of CAD IT

Corporate governance:
CAD IT adheres to the Code of Conduct established for companies quoted on the Stock Exchange



- Four founder families
- Free float
- Xchanging
- Sofyl

CAD IT presence in the business environment



94% Revenues (*)

Finance Area

Asset Management

Funds & SICAV

Order Management

SWIFT Messages

Trading On Line

Anti-money laundering

Derivatives Management

Insurances software

Money Transfer

Public Body Treasury

Trust Company

Software
Licence

Maintenance

Customization
Implementation
System Integration

Application
Management

Consulting
Training

Business
Process
Outsourcing



6% Rev.

ERP



Services



Software



Financial Division



Manufacturing Division

(*) Revenue data at 30th September 2010

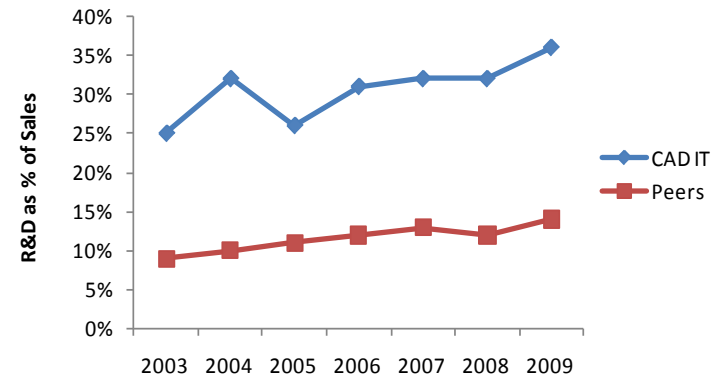
CAD IT FINANCE AREA is used by:

- over 300 banks
- over 25,000 banking branches
- over 14,000 post branches
- over 25,000,000 financial instruments accounts
- over 50,000 users community

Top tier and large institutions as clients ...

... thanks to high and continuous R&D investments

R&D % on Sales



Source: CeSBE 2010

Partners

Strategic Partners



Business Partners



CARDINIS
Your Governance Solutions



invent



Technology Partners

- ◆ Overview of the Group
- ◆ **Financial results**
- ◆ Strategies
- ◆ Press Releases and News
- ◆ Attachment

Financial results 3Q2010/3Q2009

	III Quarter 2010		III Quarter 2009		Variations	
Consolidated Income Statement	€/000	% on PV	€/000	% on PV	€/000	%
Income from sales and services	11,872	91.6%	11,445	85.9%	427	3.7%
Changes in ongoing orders	28	0.2%	23	0.2%	5	20.8%
Asset increases due to internal work	1,090	8.4%	1,479	11.1%	(389)	(26.3%)
Other revenues and receipts	8	0.1%	376	2.8%	(368)	(97.8%)
Production value	12,998	100.0%	13,323	100.0%	(325)	(2.4%)
Costs for raw materials, subsidiaries etc.	(243)	(1.9%)	(220)	(1.6%)	(24)	10.8%
Service costs	(3,074)	(23.7%)	(2,803)	(21.0%)	(271)	9.7%
Other operational costs	(198)	(1.5%)	(194)	(1.5%)	(4)	2.1%
Added value	9,484	73.0%	10,107	75.9%	(623)	(6.2%)
Labour costs	(7,435)	(57.3%)	(7,211)	(54.1%)	(224)	3.1%
Other administrative expenses	(650)	(5.0%)	(587)	(4.4%)	(63)	10.7%
Gross operational result (EBITDA)	1,399	10.8%	2,309	17.3%	(911)	(39.4%)
Amortizations and Depreciations	(945)	(7.3%)	(871)	(6.5%)	(73)	8.5%
Operational result (EBIT)	455	3.5%	1,438	10.8%	(983)	(68.4%)
Financial receipts	17	0.1%	24	0.2%	(7)	(29.3%)
Financial charges	(24)	(0.2%)	(15)	(0.1%)	(9)	60.1%
Ordinary result	448	3.4%	1,447	10.9%	(999)	(69.0%)
Revaluations and depreciations	139	1.1%	124	0.9%	15	12.2%
Income taxes	(4)	(0.0%)	(4)	(0.0%)	0	(0.4%)
Pre-tax and pre-third party share result	582	4.5%	1,566	11.8%	(984)	(62.8%)
Pre-tax result for the period attributable to:						
Non-controlling interests	93	0.7%	15	0.1%	78	508.5%
Owners of the parent	489	3.8%	1,551	11.6%	1,062	(68.5%)

(in thousands of Euro)

Source: CAD IT

Financial results 9 months 2010/9 months 2009

	Period 01/09 - 30/09		Period 01/09 - 30/09		Variations	
Consolidated Income Statement	€/000	% on PV	€/000	% on PV	€/000	%
Income from sales and services	35,857	92.0%	36,761	90.5%	(904)	(2,5%)
Changes in ongoing orders	(115)	(0.3%)	(60)	(0.1%)	(55)	93.0%
Asset increases due to internal work	3,236	8.3%	3,019	7.4%	217	7.2%
Other revenues and receipts	24	0.1%	879	2.2%	(854)	(97.2%)
Production value	39,002	100.0%	40,599	100.0%	(1,597)	(3.9%)
Costs for raw materials, subsidiaries etc.	(616)	(1.6%)	(857)	(2.1%)	241	(28.1%)
Service costs	(8,207)	(21.1%)	(8,047)	(19.8%)	(160)	2.0%
Other operational costs	(559)	(1.4%)	(606)	(1.5%)	47	(7.8%)
Added value	29,619	75.9%	31,088	76.6%	(1,469)	(4.7%)
Labour costs	(24,199)	(62.1%)	(22,849)	(56.3%)	(1,350)	5.9%
Other administrative expenses	(1,983)	(5.1%)	(1,817)	(4.5%)	(166)	9.1%
Gross operational result (EBITDA)	3,437	8.8%	6,422	15.8%	(2,985)	(46.5%)
Amortizations and Depreciations	(2,895)	(7.4%)	(2,608)	(6.4%)	(286)	11.0%
Operational result (EBIT)	542	1.4%	3,814	9.4%	(3,271)	(85.8%)
Financial receipts	62	0.2%	159	0.4%	(97)	(61.0%)
Financial charges	(53)	(0.1%)	(43)	(0.1%)	(10)	22.3%
Ordinary result	552	1.4%	3,930	9.7%	(3,378)	(86.0%)
Revaluations and depreciations	306	0.8%	347	0.9%	(41)	(11.8%)
Income taxes	(4)	(0.0%)	(4)	(0.0%)	0	(0.4%)
Pre-tax and pre-third party share result	853	2.2%	4,272	10.5%	(3,419)	(80.0%)
Pre-tax result for the period attributable to:						
Non-controlling interests	34	0.1%	214	0.5%	(180)	(84.2%)
Owners of the parent	819	2.1%	4,058	10.0%	(3,239)	(79.8%)

(in thousands of Euro)

Source: CAD IT

- ◆ Overview of the Group
- ◆ Financial results
- ◆ **Strategies**
- ◆ Press Releases and News
- ◆ Attachment

One off (2011)

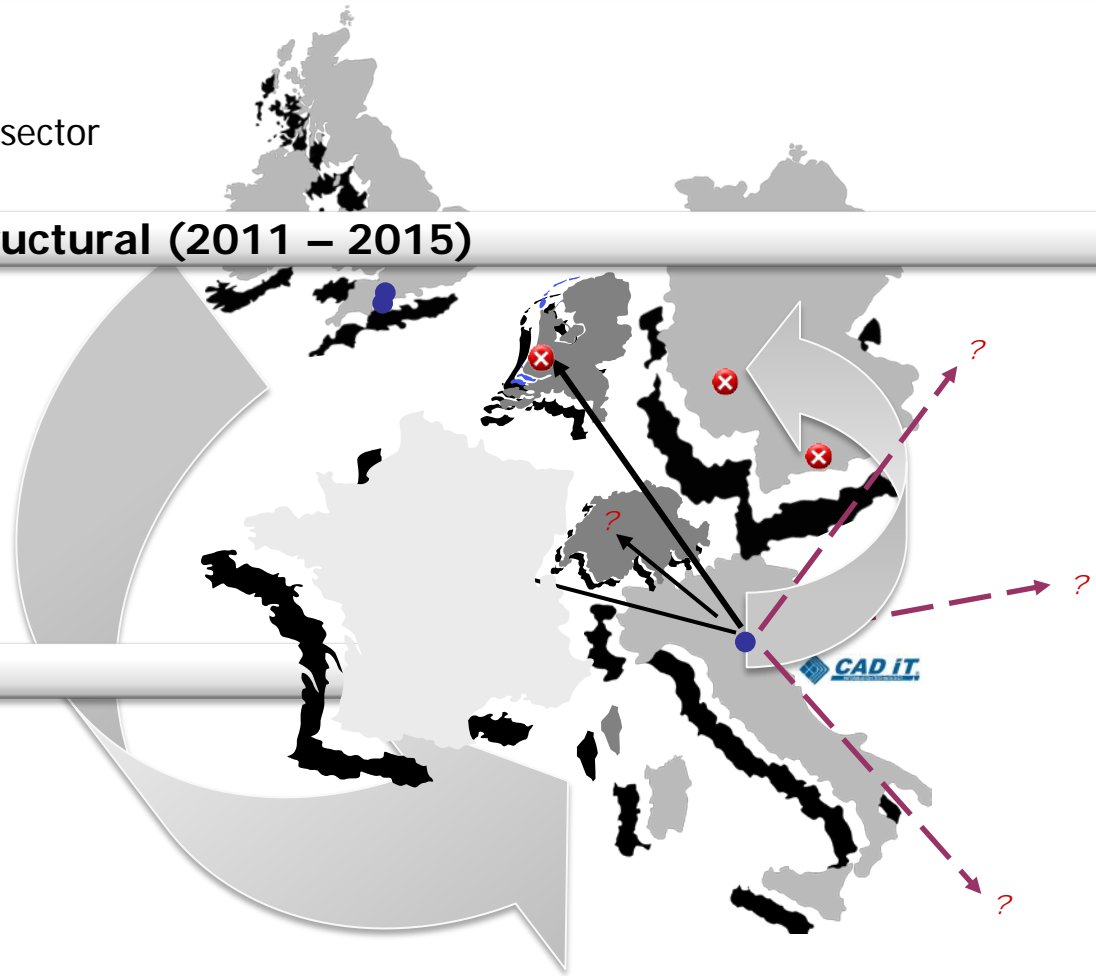
- System Integration
- On line Trading
- New project in Public Administration sector

Structural (2011 – 2015)

- New Modules & New Architectures
- Modernization & Downsizing
- Investment Banks
- Insurances
- Brokers and Funds
- New Customers in Italy and Europe
- Acquisitions

R&D Network Centric

- Customers
- Partners
- Universities
- Suppliers
- Competitors



 Overview of the Group

 Financial results

 Strategies

 **Press Releases and News**

 Attachment

CAD IT AND XCHANGING SIGN CONTRACT TO ENHANCE EUROPEAN FINANCIAL MARKETS PROCESSING PLATFORM

5th August 2010

CAD IT to provide software and related services to Xchanging

CAD IT S.p.A. (www.cadit.it), leader in the Italian financial software market and quoted in the STAR segment of Borsa Italiana, has signed a contract with Xchanging (LSE: XCH), one of the largest and fastest growing global business processors. As part of this contract, CAD IT will provide software and related services to support Xchanging's securities and fund administration processing platforms for the European financial markets.

The contract follows the agreement signed between **Xchanging** and **SIA-SSB**, the European leader in financial and payment systems services, to form an Enterprise Partnership (EP). As part of this EP, Xchanging has acquired 51% of **Kedrios S.p.A.** (Kedrios), the Italian subsidiary of SIA-SSB that specialises in securities processing and fund administration services for the Italian market. With this EP, Xchanging enters the Italian market, which is the one of the largest outsourcing markets in Europe. Adding to Xchanging's securities processing and investment account administration platforms in Germany, this Italian market entry positions Xchanging as a pan-European operator for blue-chip financial services organisations.

Xchanging has assumed operational control of Kedrios and its **152 employees**. The Company now employs over **1,300 staff** and processes over **40 million transactions** per year for more than **100 customers** on its Continental European financial markets platforms.

In November 2005, Xchanging had acquired a **10%** stake in CAD IT. This was followed by the two companies entering into a strategic alliance in 2006. This alliance was formed with the aim to create an integrated technology platform for pan-European securities processing. This contract leverages the alliance between Xchanging and CAD IT and delivers several strategic benefits to both companies.

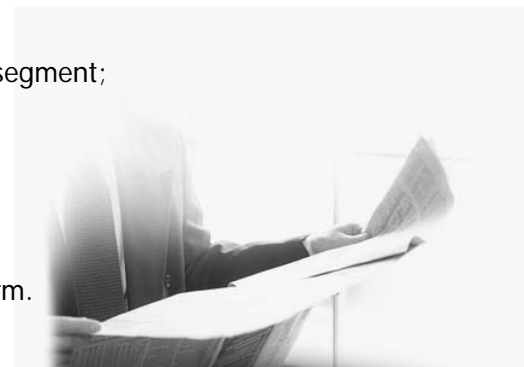
The **benefits** this contract delivers to CAD IT are:

- an increase in business volumes;
- expansion of CAD IT's software and services into the fund administration, broker and asset manager segment;
- a share in Xchanging's expansion in this market segment on a European level;
- an increase in product and service cross-selling opportunities;
- the potential to expand into new geographies.

The **economic impact** of this negotiation for CAD IT will be as follows:

- a recurrent **2.5%** annual incidence on revenues for the next **5** years at least;
- a share in the economic success of Xchanging's initiative to expand in Europe by means of this platform.

... omissis



THE PROJECT FOR INTRODUCING THE CAD IT FINANCE AREA SYSTEM INTO MEDIUMBANCA HAS BEEN SUCCESSFULLY CONCLUDED

7th September 2010

In a 12-month project the joint team of experts from Mediobanca and CAD IT has installed CAD IT's Finance Area platform into Mediobanca.

MEDIUMBANCA has chosen the new version of Finance Area with web 2.0 user interface and entirely on an open platform.

CAD IT has added important functions to its platform, in particular by completing the development of a new integrated package for Middle Office.

The **Mediobanca** team of experts, together with a team from CAD IT S.p.A. (www.cadit.it), leader in the Italian financial software market and quoted in the STAR segment of Borsa Italiana, in just **12 months** have successfully concluded the development and integration of the Finance Area platform at **Mediobanca, the largest Italian investment bank**.

Mediobanca use the platform to manage investment and retail banking activities on a national and international level. In particular, CAD IT's Finance Area ensures the complete management of financial brokerage, administration, settlement and accounting as well as notification to the supervisory authorities connected to domestic and foreign financial instruments.

The success of the finalised project in Mediobanca is particularly significant because the **new web 2.0 release of Finance Area** has been installed entirely on an **open platform**.

Among the most important innovations of the new release is the Middle Office management module which supports all post trade activities and communication with bank clientele like, for example, the production of confirmation notifications and the receipt of specific multi-channel instructions.

Mediobanca has also chosen CAD IT's **"Caronte" module for market connection**. The interfaces of this module have been renewed and, due to its complete integration into Finance Area, guarantees high added value performance and automation.

Giuseppe Dal Cortivo, Chairman and CEO, CAD IT, said: "I'm proud of the fact that an organisation like Mediobanca has chosen CAD IT as its strategic IT partner. We concluded the project within the times agreed installing into Mediobanca a version of Finance Area that is not only new from a functional point of view, but also from a technological one. The team-work carried out with Mediobanca has further increased our know-how and enriched our software solution."

- ◆ Overview of the Group
- ◆ Financial results
- ◆ Strategies
- ◆ Press Releases and News

◆ **Attachment**

Company Events

Date

Board of Directors approval of draft of Financial Statements and Consolidated Financial Statements at 31st December 2010

Friday 11th March

Shareholders' Meeting approval of the Financial Statements at 31st December 2010

Wednesday 27th April
(1st call)

Thursday 28th April
(2nd call)

Board of Directors approval of Interim Management Report at 31st March 2011

Friday 13th May

Board of Directors approval of the Half-Yearly report at 30th June 2011

Friday 26th August

Board of Directors approval of Interim Management Report at 30th September 2011

Friday 11th November



Q&A



CAD IT Group

Investor Relations Office

tel. +39 045 82 11 236

fax. +39 045 82 11 411

investor@cadit.it

www.cadit.it

Disclaimer

CAD IT retains all the intellectual property rights on this document. It is therefore forbidden to reproduce this document with any mean, even if partially, without CAD IT's previous explicit consent.

All texts and images contained in this document are confidential.

CAD IT does not grant any implicit or explicit consent to disclose this document to third parties or to use it commercially or to employ it, in any manner, for purposes not intended when they were delivered.

No representation or warranty, express or implied, is made as to, and no reliance should be placed on, the fairness, accuracy, completeness or correctness of the information or opinions contained herein. Neither the company, its advisors or representatives shall have any liability whatsoever for any loss in any way arising from any use of this document or its contents or otherwise arising in connection with this document.

This document does not constitute an offer or invitation to purchase or subscribe for any shares and no part of it shall form the basis of or be relied upon in connection with any contract or commitment whatsoever.

The information herein may not be reproduced or published in whole or in part, for any purpose, or distributed to any other party.

Acceptance of the present document automatically implies recognition of the aforesaid constraints.

CAD IT S.p.A.
Via Torricelli, 44/a
37136 Verona - Italy
Tel. (+39) 045.8211111
Fax (+39) 045.8211110
E-mail: cadit@cadit.it
www.cadit.it



CAD IT is at the head of a group that represents one of the most dynamic organisations in the Italian Information Technology sector.

The group aims its operations at the banking-insurance sector, the business world and public administration, and has been offering software solutions, maintenance, customizing, integration and other correlated services, from application management to outsourcing, from consulting to training.

The CAD IT group works in Italy by means of its own branches and related companies. The Group's head offices are in Verona, related companies are in Milan, Rome, Prato, Bologna, Padua and Mantua.

CAD IT has put into practice and maintains a quality management system in accordance with the UNI EN ISO 9001:2008 norm for activities concerning the design, production and sale of "component-based" software and for their after-sales services and maintenance.

