



CAD IT Company Overview



Overview of the Group



Financial results



Strategies



Press Releases and News



Attachment

When


Founded in **1977** by four banking and financial experts who still run the company

Public trading company listed on the **Milan Stock Exchange (STAR)** since **2000**.



Where

Headquarters in **Verona**, subsidiaries and associated companies throughout Italy (Milan, Trento, Mantua, Padua, Bologna, Florence, Prato, Rome).



What

Supplier of home produced **software** packages (IP, patents owned by CAD IT) and **consulting services** to banks, P.A., insurances and manufacturing companies.

Leader in the Italian software Market (**share > 80%**) for the financial sector.

How

- **620** staff
- Continuous training
- Partnerships



- The **four founder families** control **60%** of the capital through equal stakes

There isn't a syndicate agreement between the families shareholders

- The **free float** is **28%**

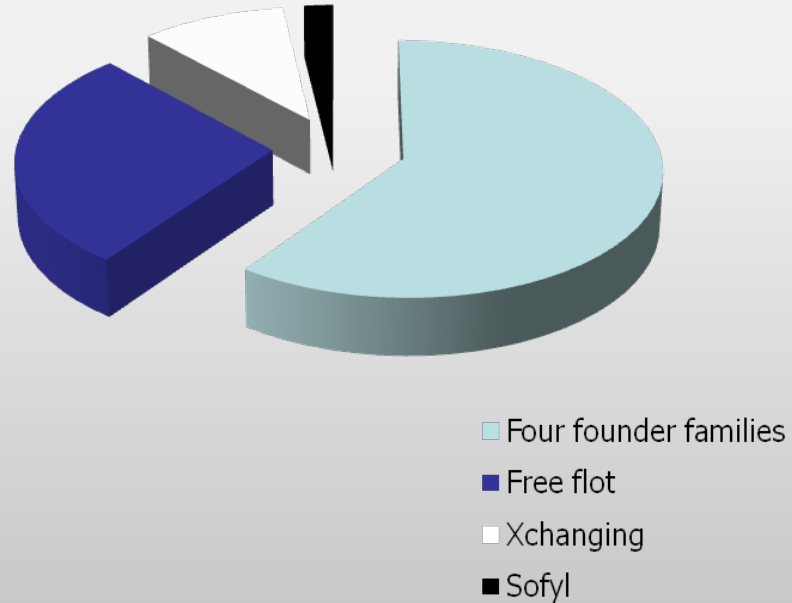
- **Xchanging**

(that controls **10%** of the capital) is leader in the offering of

Global Business Process Outsourcing services

- **Sofyl**

(**2%** of the capital) is a company controlled by the management of CAD IT



Corporate governance:

CAD IT adheres to the Code of Conduct established for companies quoted on the Stock Exchange

CAD IT presence in the business environment



Partners

Strategic Partners



Technology Partners



GARDINIS
Your Governance Solutions

PROMETEIA



Business Partners

 Overview of the Group

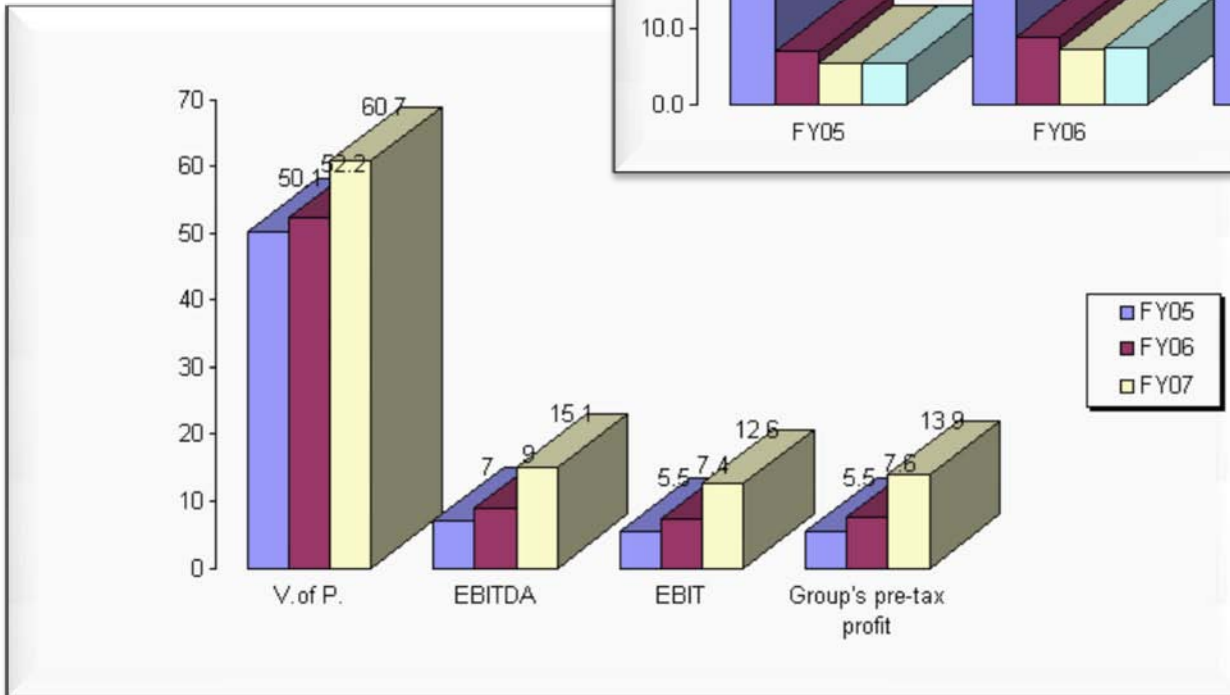
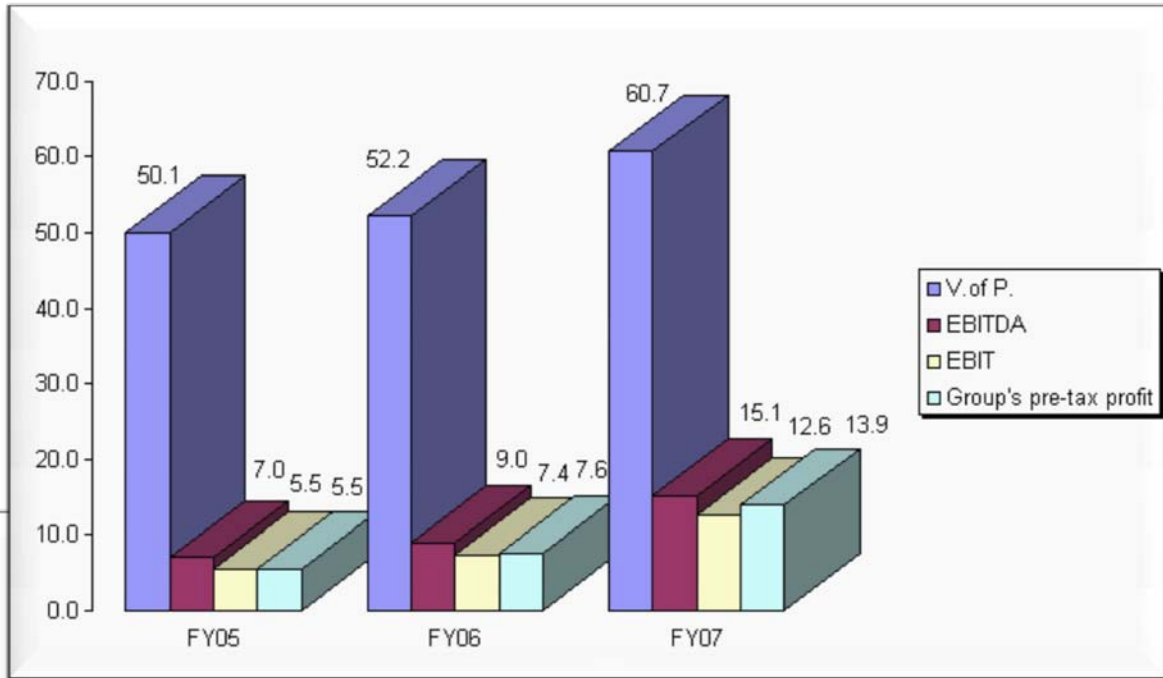
 **Financial results**

 Strategies

 Press Releases and News

 Attachment

Financial results FY05/FY06/FY07



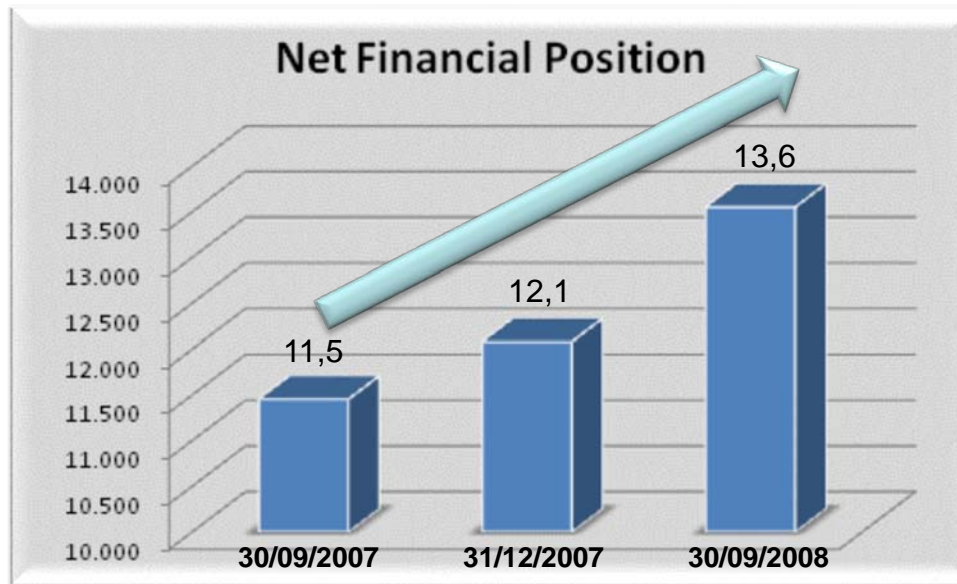
Financial results 3Q08/3Q07

Consolidated Profit and Loss Account	3H2008	%	3H2007	%	Change	Δ
Income from sales and services	14,171	93.3%	14,774	97.7%	(603)	(4.1%)
Asset increases due to internal work	615	4.1%	281	1.9%	334	119.0%
Other revenues	395	2.6%	71	0.4%	323	456.0%
Production value	15,180	100.0%	15,126	100.0%	55	0.4%
Costs for raw materials, subsidiaries etc.	(231)	(1.5%)	(362)	(2.4%)	130	(36.0%)
Service costs	(2,406)	(15.8%)	(2,542)	(16.8%)	137	(5.4%)
Other operational costs	(179)	(1.2%)	(147)	(1.0%)	(32)	21.5%
Added value	12,365	81.5%	12,075	79.8%	290	2.4%
Labour costs	(7,876)	(51.9%)	(7,350)	(48.6%)	(526)	7.2%
Other administrative expenses	(612)	(4.0%)	604	(4.0%)	(8)	1.4%
Gross operational result (EBITDA)	3,877	25.5%	4,121	27.2%	(244)	(5.9%)
Amortizations and Depreciation	(847)	(5.6%)	(557)	3.7%	(290)	52.1%
Operational result (EBIT)	3,030	20.0%	3,563	23.6%	(533)	(15.0%)
Financial receipts	151	1.0%	99	0.7%	51	51.5%
Financial charges	(29)	(0.2%)	(42)	(0.3%)	13	(31.8%)
Ordinary result	3,151	20.8%	3,620	23.9%	(469)	(12.9%)
Revaluations and depreciations	106	0.7%	361	2.4%	(256)	(70.8%)
Pre-tax and pre-third party share result	3,257	21.5%	3,981	26.3%	(724)	(18.2%)
Income taxes	26	0.2%	0	0,0%	26	0%
Third party (profit) loss for the period	(310)	(2.0%)	(218)	(1.4%)	(92)	42.2%
Profit (loss) for the period	2,973	19.6%	3,763	24.9%	(790)	(21.0%)


Financial results 9 months 2008/9 months 2007

Consolidated Profit and Loss Account	9m2008	%	9m2007	%	Change	Δ
Income from sales and services	42,354	95.1%	40,686	95.5%	1,668	4.1%
Asset increases due to internal work	2	4.0%	2	4.2%	5	0.3%
Other revenues	412	0.9%	156	0.3%	256	164.1%
Production value	44,553	100.0%	42,625	100.0%	1,928	4.5%
Costs for raw materials, subsidiaries etc.	(852)	(1.9%)	(882)	(2.1%)	30	(3.4%)
Service costs	(7,600)	(17.1%)	(7,021)	(16.5%)	(579)	(8.2%)
Other operational costs	(571)	(1.3%)	(538)	(1.3%)	(32)	6.0%
Added value	35,531	79.8%	34,184	80.2%	1,347	3.9%
Labour costs	(23,785)	(53.4%)	(21,949)	(51.5%)	(1,835)	8.4%
Other administrative expenses	(1,885)	(4.2%)	(1,849)	(4.3%)	(37)	2.0%
Gross operational result (EBITDA)	9,861	22.1%	10,386	24.4%	(525)	(5.1%)
Amortizations and Depreciation	(2,586)	(5.8%)	(1,551)	(3.6%)	(1,034)	4.5%
Operational result (EBIT)	7,276	16.3%	8,834	20.7%	(1,558)	(17.6%)
Financial receipts	470	1.1%	262	0.6%	209	79.8%
Financial charges	(65)	(0.1%)	(127)	(0.3%)	62	(49.1%)
Ordinary result	7,682	17.2%	8,969	21.0%	(1,287)	(14.3%)
Revaluations and depreciations	323	0.7%	1,015	2.4%	(692)	(68.2%)
Pre-tax and pre-third party share result	8,005	18.0%	9,984	23.4%	(1,979)	(19.8%)
Income taxes	26	0.1%	0	0,0%	26	0%
Third party (profit) loss for the period	(875)	(2.0%)	(645)	(1.5%)	(230)	35.7%
Profit (loss) for the period	7,156	16.1%	9,339	21.9%	(2,183)	(23.4%)

1. Active NFP



2. Building: 6.830 m²
Parking: 9.200 m²
Account Book Value: 19.216.000 Euro



3. Other listed companies' shares in Portfolio



 Overview of the Group

 Financial results

 **Strategies**

 Press Releases and News

 Attachment

Growth Drivers

One off (2008 – 2009)

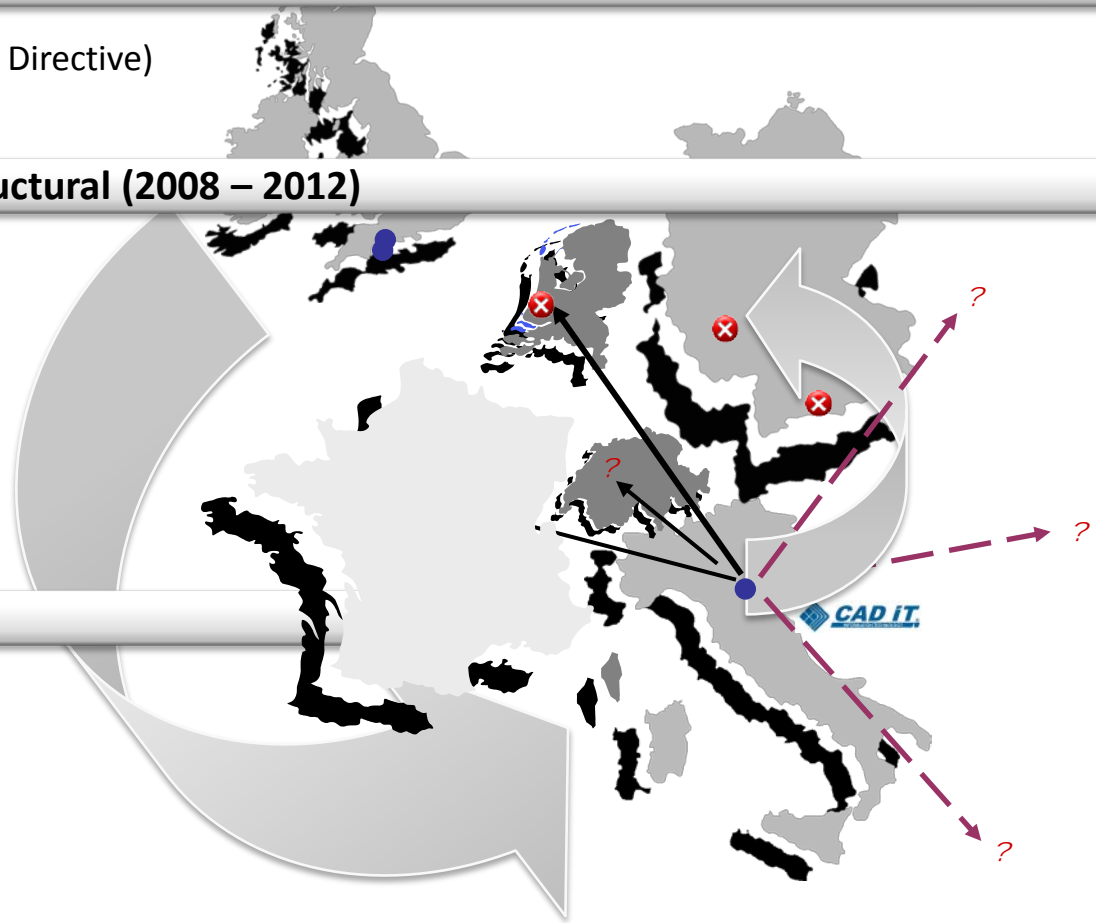
- MiFID (Markets in Financial Instruments Directive)
- System Integration

Structural (2008 – 2012)

- Insurances
- Xchanging
- Near Shore
- New Customers
- Tax Collection
- Acquisitions

R&D Network Centric

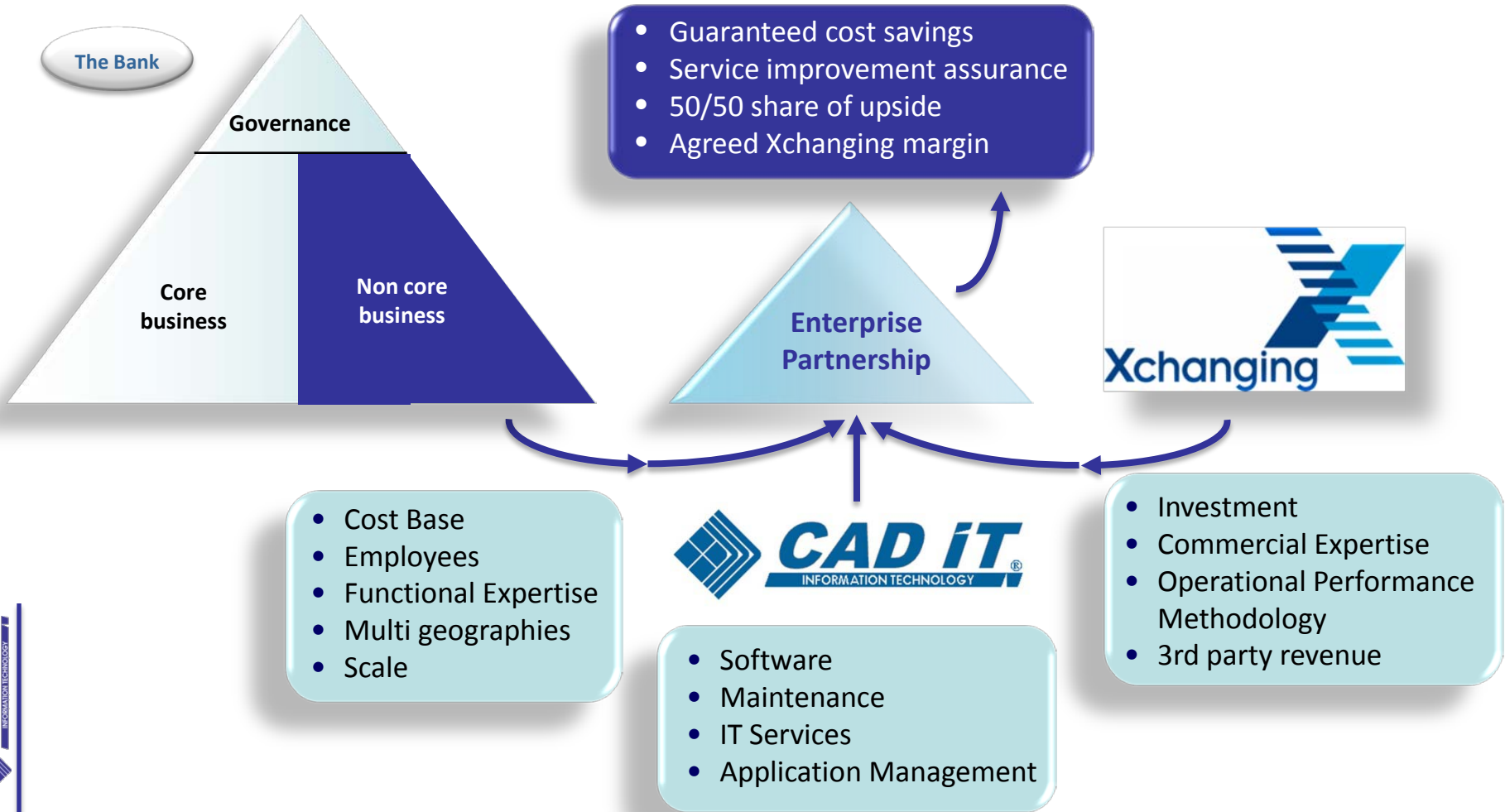
- Customers
- Partners
- Universities
- Suppliers
- Competitors



The BPO Partnership

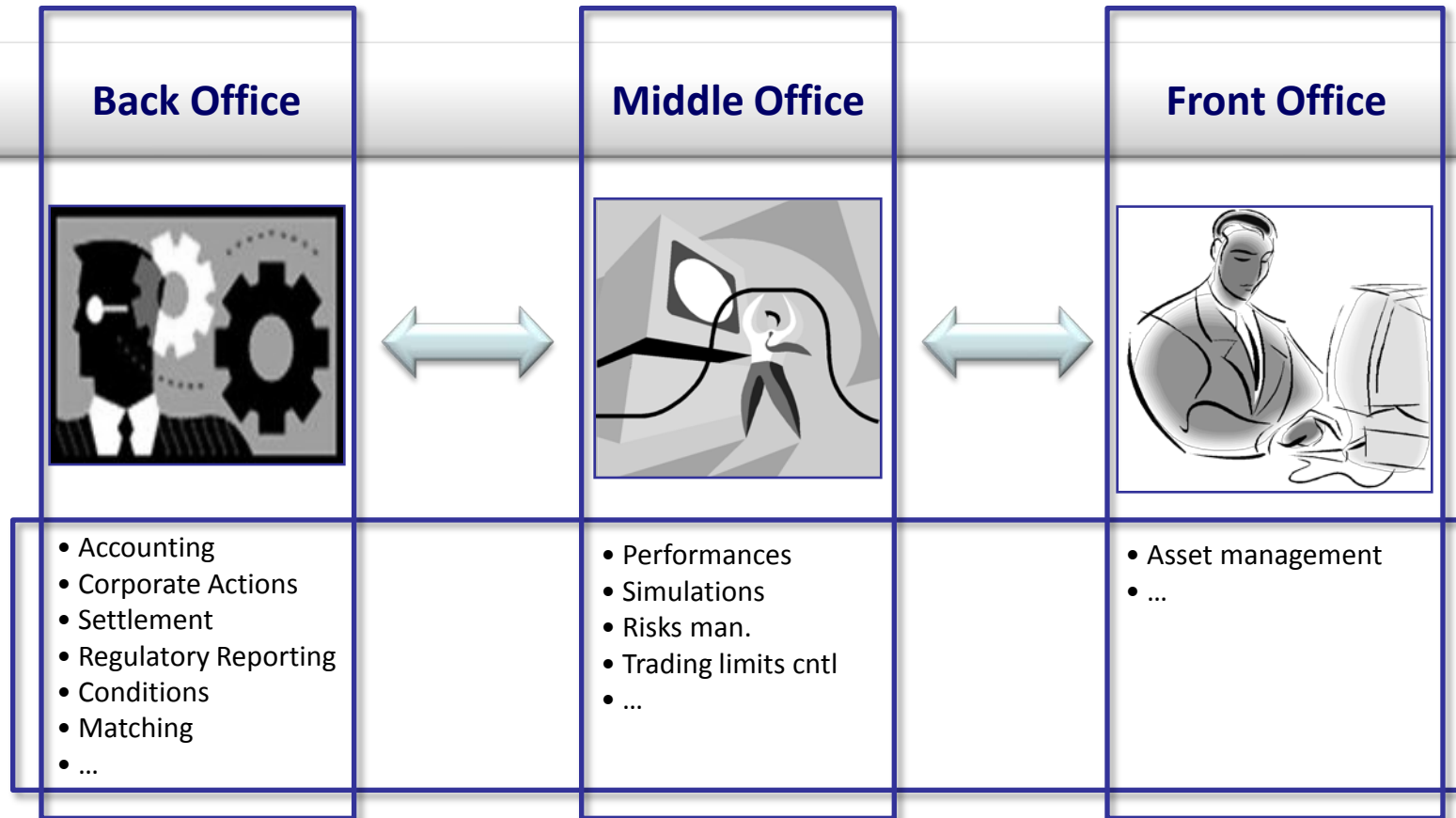
CAD IT and Xchanging partnering to achieve...

...a profitable commercial processing services company



CAD IT's Finance Area for insurances

CAD IT ENTERS THE FINANCIAL SOFTWARE AND SERVICES MARKET FOR INSURANCES



- ◆ Overview of the Group
- ◆ Financial results
- ◆ Strategies
- ◆ Press Releases and News

◆ **Attachment**

CAD IT wins the tender for the supply of “Financial Area” and relative services to Poste Italiane S.p.A.

7th October 2008

***The value of the CAD IT Group’s supply is Euro 9.6 million.
The supply, and therefore the financial impact on the CAD IT Group balance, will have a duration of 36 months.***

CAD IT, leader in the Italian financial software market and quoted in the STAR segment of Borsa Italiana, hereby announces that it has won, as bidder within an RTI (Raggruppamento Temporaneo di Impresa), the tender for the supply of an applicative platform for the management of procedures in the “Third-party Investment Services and Property” and relative services for Poste Italiane S.p.A.

The project foresees the supply of the licence to use the CAD IT “Financial Area” platform and relative start-up services, application management and ordinary maintenance.

Within the total value of the tender, which stands at about Euro 10 million, the CAD IT Group will receive Euro 9.6 million of the revenues. The duration, and consequently the financial impact that it will give rise to, is for 36 months as of the date of contract stipulation.

With Poste Italiane, CAD IT can count another important Financial Institution among its references.

Giuseppe Dal Cortivo, Chairman and CEO of CAD IT, said, “This success confirms the qualitative level of CAD IT Group’s Financial Area. It is yet further incentive to continue with our strategy to invest in research and development and expand nationally and internationally.”

Contract concluded with Equitalia for application management services and evolutionary maintenance for tax collection software procedures developed by CAD IT and used by collection agencies

5th August 2008

***The contract is worth about € 3.9 million.
The supply, and therefore the financial impact on the CAD IT Group balance, will have a duration of 17 months.***

CAD IT S.p.A., leader in the Italian financial software market and quoted in the STAR segment of Borsa Italiana, hereby announces that it has concluded a contract with Equitalia for the supply of application management services and the evolutionary maintenance of its own procedures.

Following the tax collection system reform introduced by Article 3, Leg. Dec. no 203 of 25th September 2005, the national concession system for tax collection was abolished and the tax service was then granted to the Tax Office responsible, under a private monopoly scheme, through Equitalia S.p.A (already known as Riscossione S.p.A.).

Equitalia S.p.A directly carries out functions concerning tax collection or uses collection agents, i.e. companies that are already national collection service agencies, whose shareholdings are owned by Equitalia S.p.A, and other firms that are part of company branches given over to Equitalia S.p.A. by banks that where already national collection service agencies.

The contract involves application management services including corrective and evolutionary maintenance of tax collection software procedures already operational at some Collection Agencies.

The contract is worth a total of about Euro 3.9 million. The duration, and consequently the financial impact that it will give rise to, is for 17 months as of 1st August 2008.

Giampietro Magnani, Vice Chairman and Manager of the CAD IT Department that develops Tax Collection software, said, “We are very happy with the relationship with Equitalia as it proves that CAD IT’s ability to supply efficient services has been recognized. This contract will increase the forecasted results and our department’s effect on revenues in the 2008 and 2009 financial periods.”



Next

Event type	Date
Board of Directors approval of draft of Annual Report and Consolidated Financial Statement at 31 st December 2008	Friday 13 th March
Shareholder meeting approval of the Annual Report at 31 st December 2008 and renewal of the corporate bodies	Thursday 30 th April
Board of Directors approval of Interim Management Statement at 31 st March 2009	Friday 15 th May
Board of Directors approval of the half-Yearly Report at 30 th June 2009	Friday 7 th August
Board of Directors approval of the Interim Management Statement at 30 th September 2009	Friday 13 th November



Q&A



IRO - Investor Relations Office

Paolo Dal Cortivo

Michele Zanella

tel. +39 045 82 11 236

fax. +39 045 82 11 411

investor@cadit.it

www.cadit.it

Disclaimer

This document has been prepared by CAD IT S.p.A. solely for use in presentations of the Group's strategies and financials.

The information contained herein has not been independently verified.

No representation or warranty, express or implied, is made as to, and no reliance should be placed on, the fairness, accuracy, completeness or correctness of the information or opinions contained herein. Neither the company, its advisors or representatives shall have any liability whatsoever (in negligence or otherwise) for any loss howsoever arising from any use of this document or its contents or otherwise arising in connection with this document. The forward-looking information contained herein has been prepared on the basis of a number of assumptions which may prove to be incorrect and, accordingly, actual results may vary.

This document does not constitute an offer or invitation to purchase or subscribe for any shares and no part of it shall form the basis of or be relied upon in connection with any contract or commitment whatsoever.

The information herein may not be reproduced or published in whole or in part, for any purpose, or distributed to any other party.

Acceptance of the present document automatically signifies recognition of the aforesaid constraints.

CAD IT is at the head of a group that represents one of the most dynamic organisations in the Italian Information Technology sector.

The group aims its operations at the banking-insurance sector, the business world and public administration, and has been offering software solutions, maintenance, customizing, integration and other correlated services, from application management to outsourcing, from consulting to training.

The CAD IT group works in Italy by means of its own branches and related companies. The Group's head offices are in Verona, related companies are in Milan, Rome, Florence, Prato, Bologna, Padua, Mantua and Trento.

CAD IT has put into practice and maintains a quality management system in accordance with the UNI EN ISO 9001:2000 norm for activities concerning the design, production and sale of "component-based" software and for their after-sales services and maintenance.



CAD IT S.p.A.
Via Torricelli, 44/a
37136 Verona
Tel. (+39) 045.8211111
Fax (+39) 045.8211110
E-mail: cadit@cadit.it
www.cadit.it

